



Caseload Highlights of the Unified Judicial System of Pennsylvania

July 17, 2020

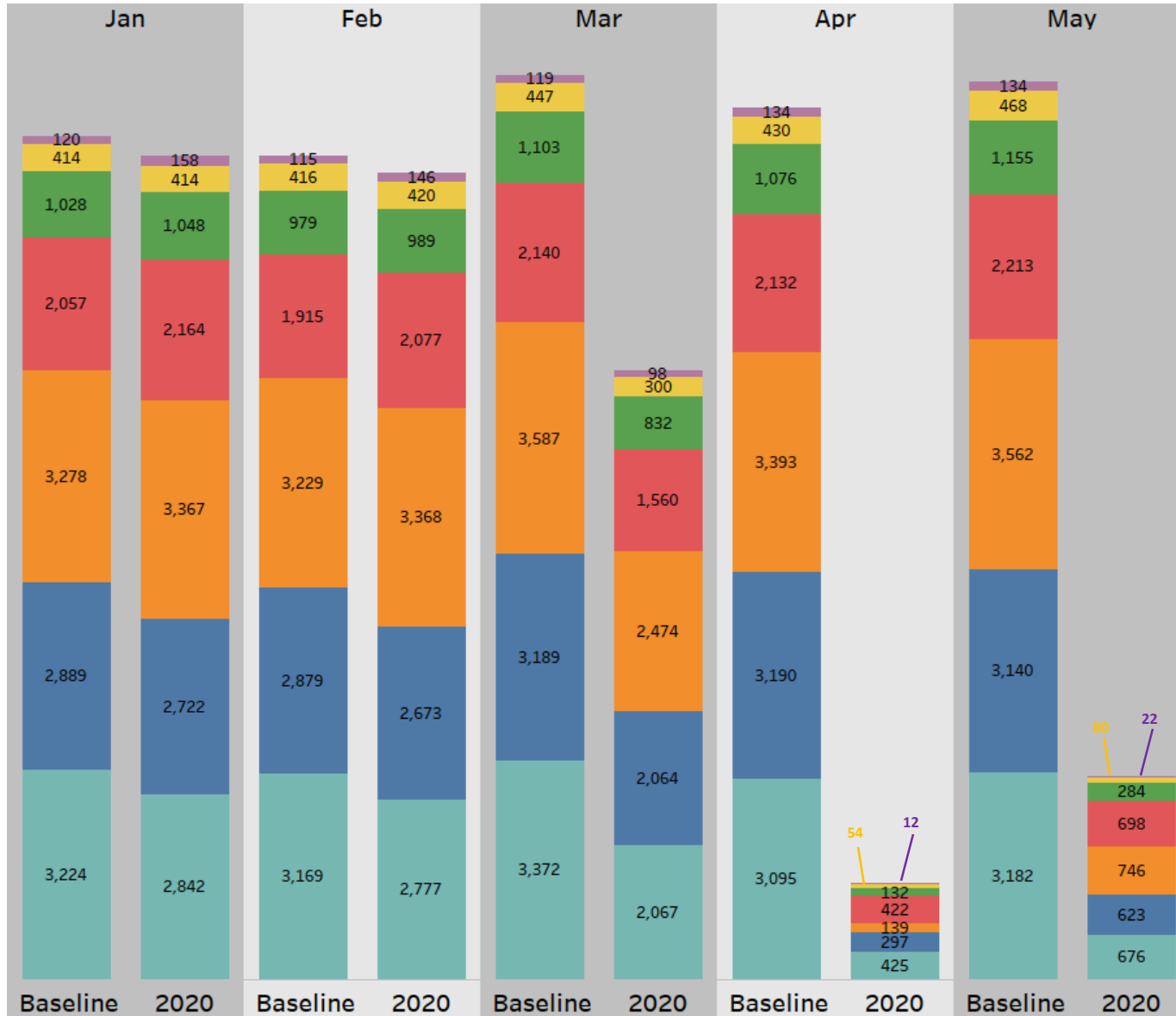
Department of Research & Statistics

Caseload Highlights Definitions and Notes

This report is intended to provide timely information about the impact of the COVID-19 pandemic on court caseloads. Caseload figures are those reported by the judicial districts and have not been verified. Accordingly, they are preliminary and subject to change. This second, monthly edition has been expanded to include dispositions. Please contact Kim Nieves, AOPC Director of Research & Statistics at kim.nieves@pacourts.us with any questions about this report.

- Monthly caseload statistics reports are due to AOPC from the judicial districts on the 15th of the following month; June 2020 reports are due July 15th and this report will be updated for early August release.
- **Baseline** is the average number of filings or dispositions in that month for the past three years.
- **Month to month percent change** is the difference between the baseline compared to the same month in 2020.
- Year to date, or **YTD percent change** is the difference between the cumulative baseline compared to the total number of cases filed so far in 2020.
- **Missing** is the percent of cases not yet reported by the judicial districts; it's calculated as the average percent of the statewide total that a non-reporting district contributes. Data from CPCMS and MDJS systems (criminal, dependency, delinquency & MDJ courts) are extracted from the systems in real time, so there are no missing cases, though there may be docketing delays that will increase figures in later Highlights report versions.

Common Pleas Criminal: Filings



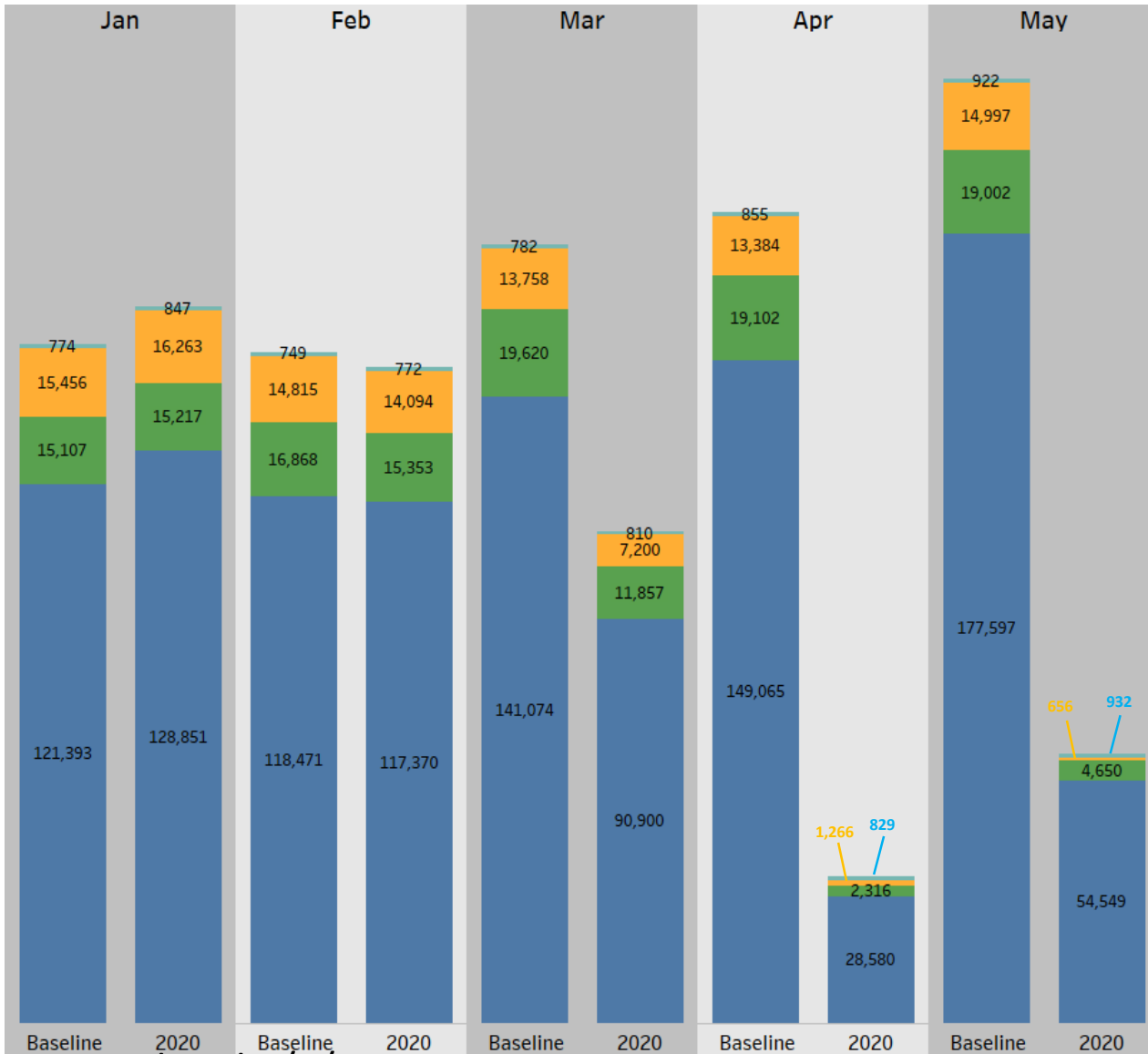
PA State Police statistics show total **“Calls for Service”** were up by **71%** in late May compared to a **“Pre-COVID-19 Baseline”** week in late February. At the same time, **Arrests** fell **64%**, **Criminal Offenses** were down **76%** and **Property Crimes** decreased by **80%**.

(Source: PA State Police COVID-19 Statistics (<http://www.psp.pa.gov>).

Percent change

| Case type | May base- May 20 | YTD |
|---------------|---------------------|--------|
| Motor Vehicle | -84 % | -30 % |
| Weapon | -83 % | -42 % |
| Public Order | -75 % | - 38 % |
| Person | -68 % | -34 % |
| DUI | -79 % | -41 % |
| Drug | -80 % | -45 % |
| Property | -79% | -45 % |

MDJ and Philadelphia Municipal Courts: Filings

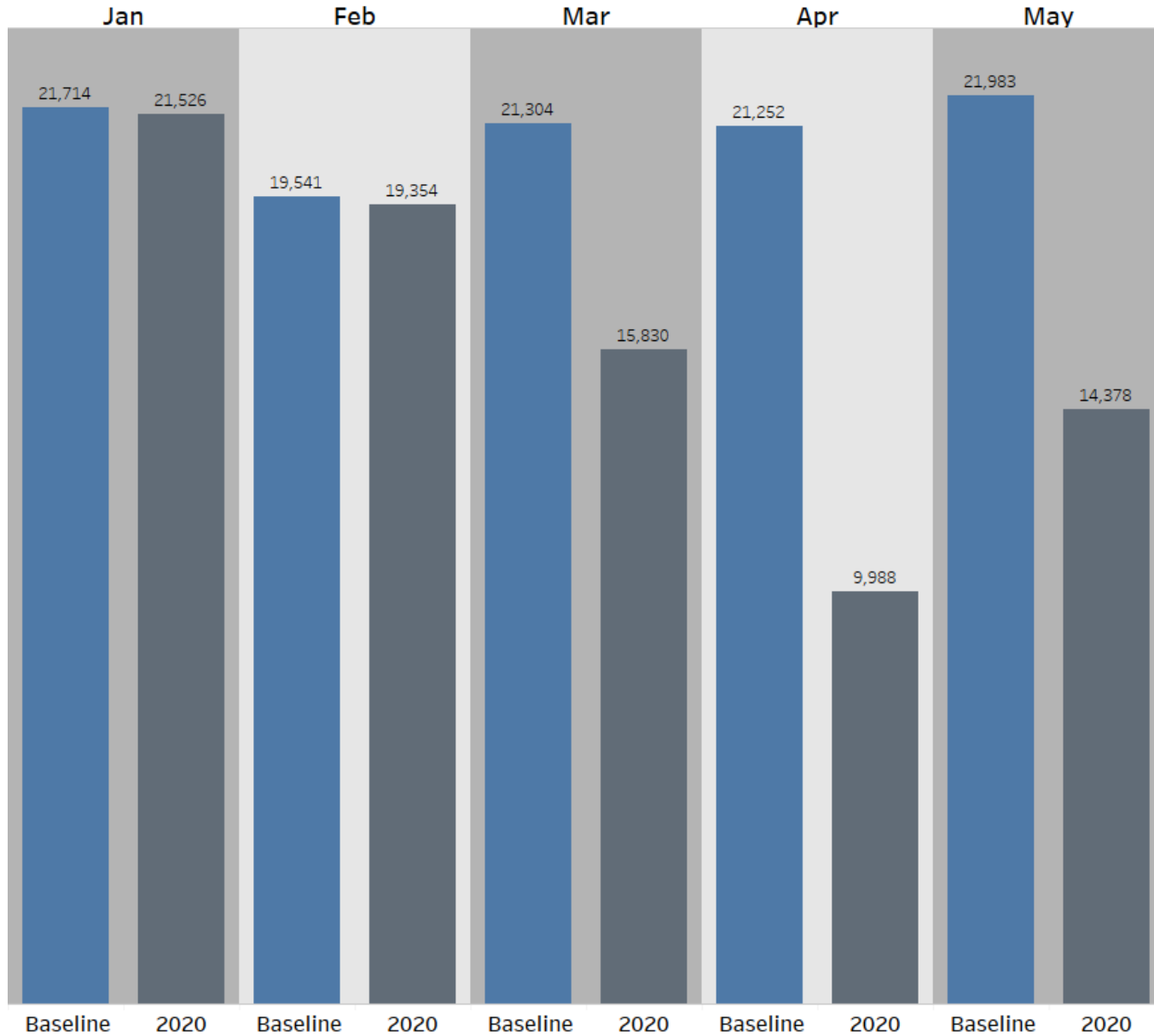


Last updated 7/7/2020

| Case type | Percent change | |
|---------------------|---------------------|-------|
| | May base- May 20 | YTD |
| Emergency PFA | +1 % | +3 % |
| Landlord/ Tenant | -97 % | -45 % |
| Civil* | -76 % | -47 % |
| Traffic | -69 % | -41 % |

Philadelphia Municipal Court (PhMC) **CIVIL** figures are based on ESTIMATES because PhMC reports its data in single, year-end sums. PFA, Landlord Tenant and Traffic are actual filings, provided in monthly format for this report. As additional data are received, PhMC will be moved to a separate page in upcoming editions of this report.

MDJ and Philadelphia Municipal Criminal Filings



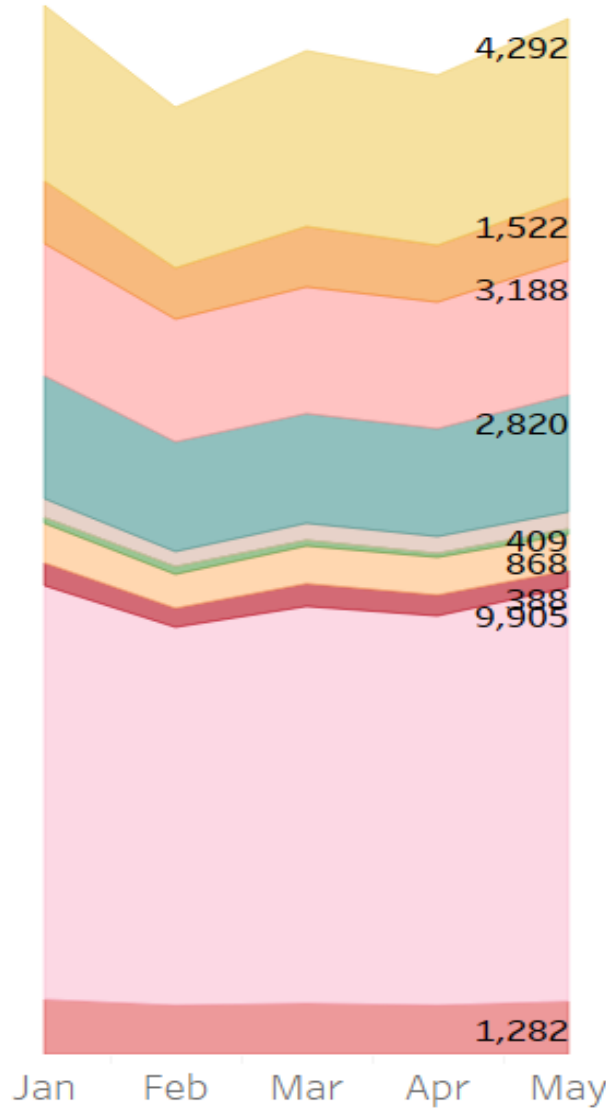
| Case type | Percent change | |
|-----------|---------------------|-------|
| | May base- May 20 | YTD |
| Criminal | -34 % | -21 % |

Last updated 7/16/2020

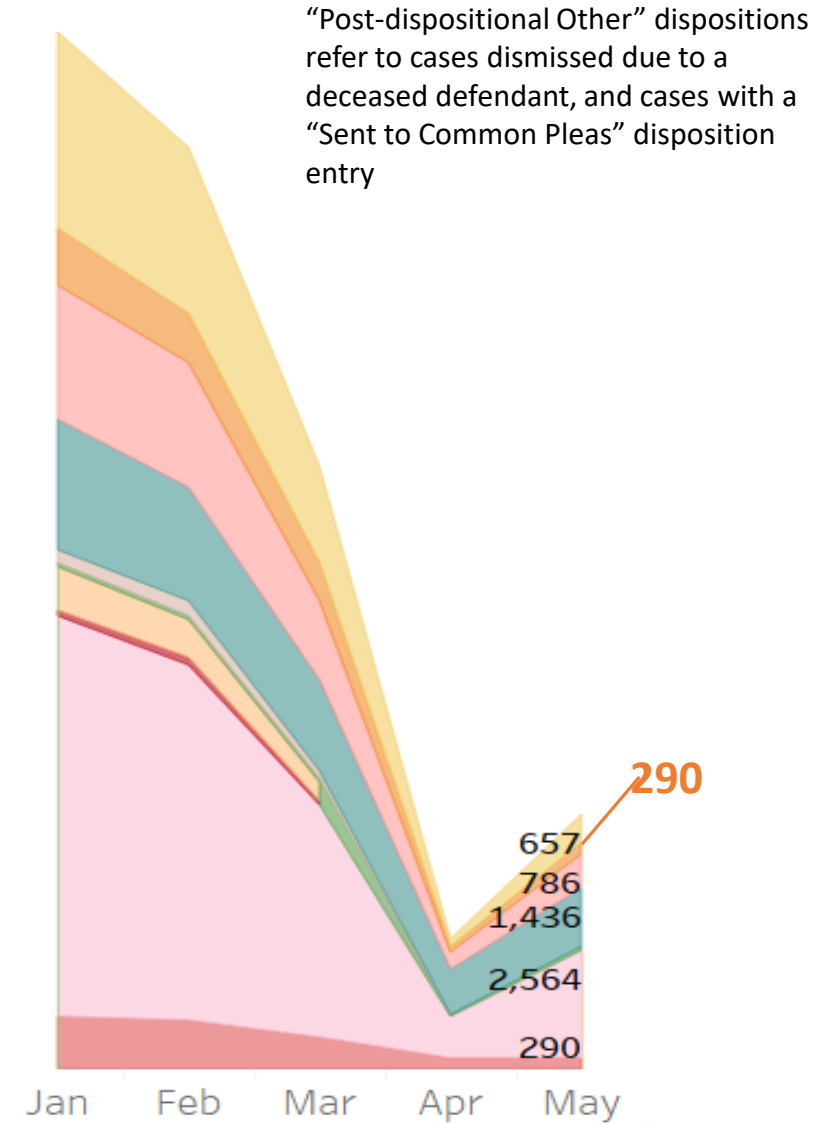
MDJ and Philadelphia Municipal Court Criminal: Dispositions

| | May 2020 total | % change from Baseline |
|--------------------------|-------------------|---------------------------|
| Dismissed | 657 | -85 % |
| Guilty Plea | 290 | -81 % |
| Held for Court | 786 | -75 % |
| Inactive | 1,436 | -49 % |
| No Penalty Disposition* | 0 | - 100 % |
| Post-dispositonal Other | 74 | -44 % |
| Trial/Non-Trial* | 0 | -100 % |
| Waiver of Prelim Hearing | 2,564 | -74 % |
| Withdrawn | 290 | -77 % |

Baseline

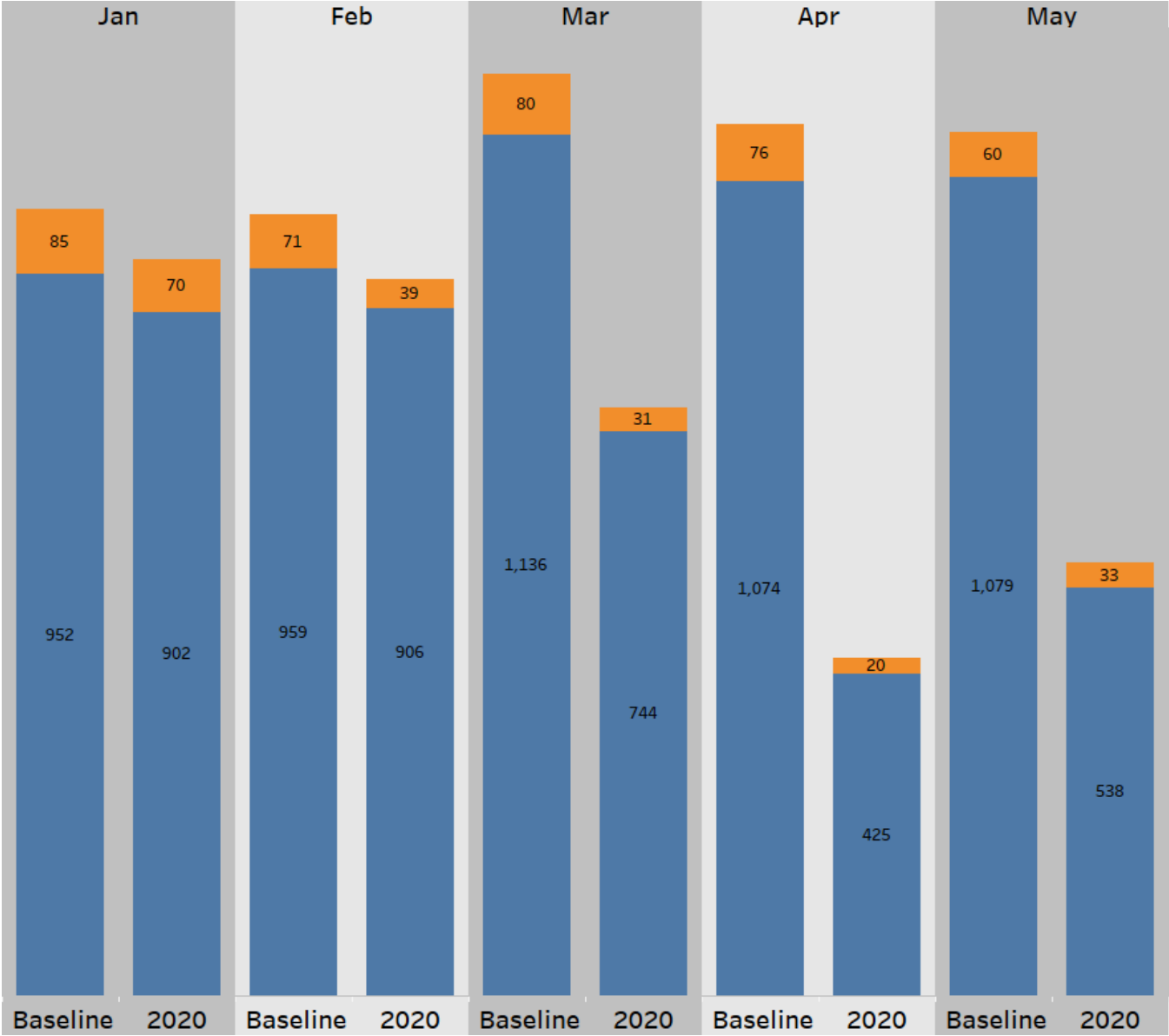


2020



* Philadelphia Municipal Court only. Disposition is unique to PhMC.

Juvenile Dependency: Filings



Percent change

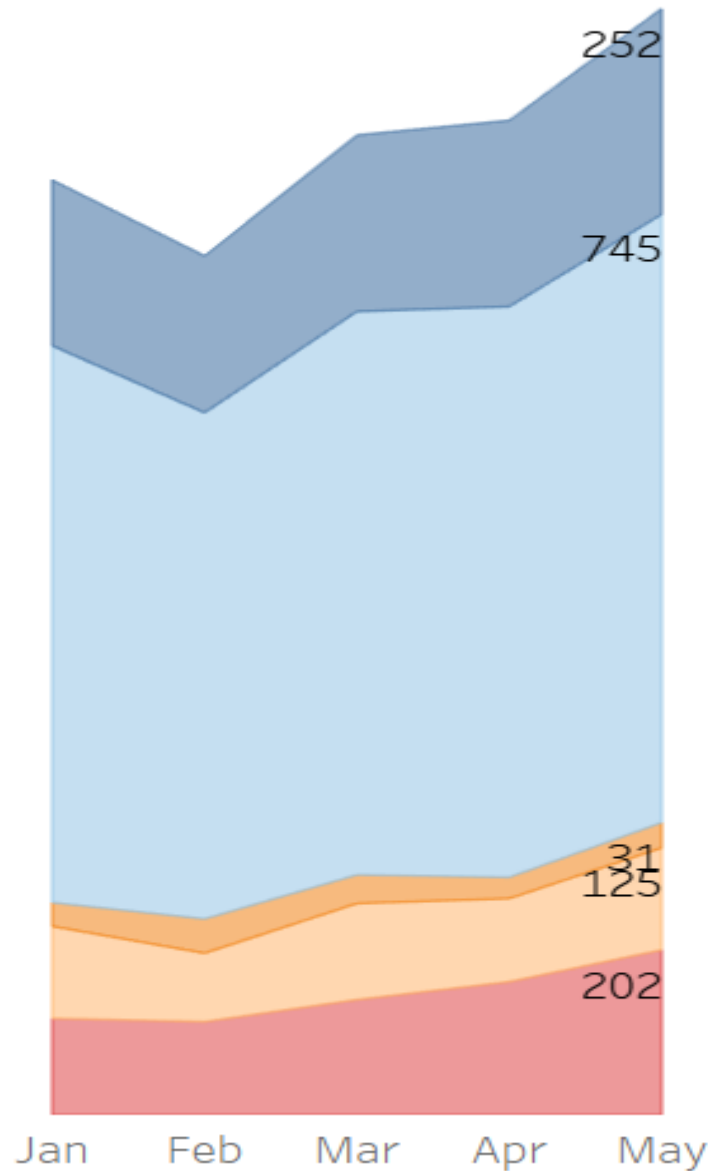
| Case type | May base- May 20 | YTD |
|-------------------|---------------------|------|
| Status Offense | -45% | -48% |
| Abuse/ Neglect | -50% | -32% |

Juvenile Dependency: Dispositions

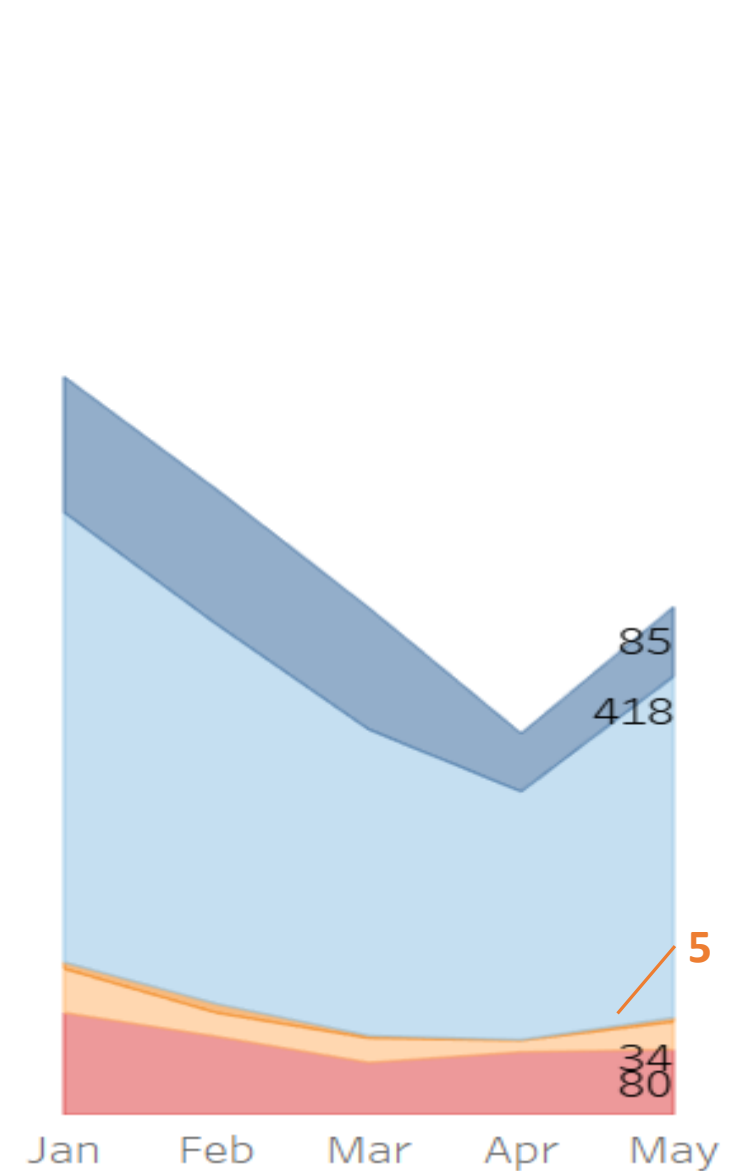
% change Baseline May to May 20

| | |
|--|-------|
| Adjudicated Dependent by a Hearing Officer | -66 % |
| Adjudicated Dependent by a Judge | -44 % |
| NOT Dependent, Hearing Officer | -84 % |
| NOT Dependent, Judge | -73 % |
| Withdrawn/Dismissed/Inactive | -60 % |

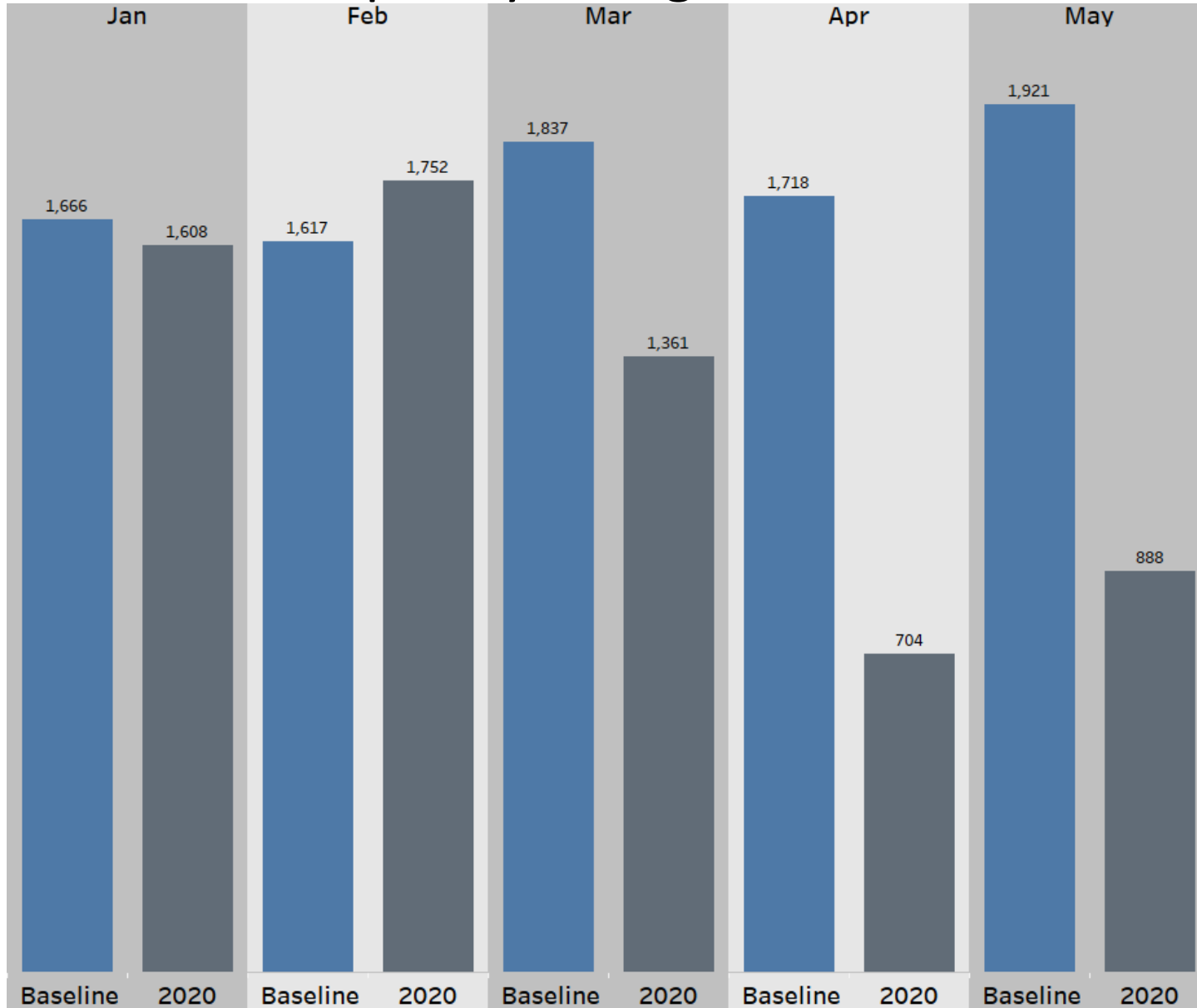
Baseline



2020



Juvenile Delinquency: Filings



| Case type | Percent change | |
|-------------|---------------------|-------|
| | May base- May 20 | YTD |
| Delinquency | -54 % | -28 % |

49% of probation departments reported that **no intakes were occurring** as of March 2020.

(Source: Juvenile Court Judges' Commission, March 2020 survey of 41 county juvenile probation departments).

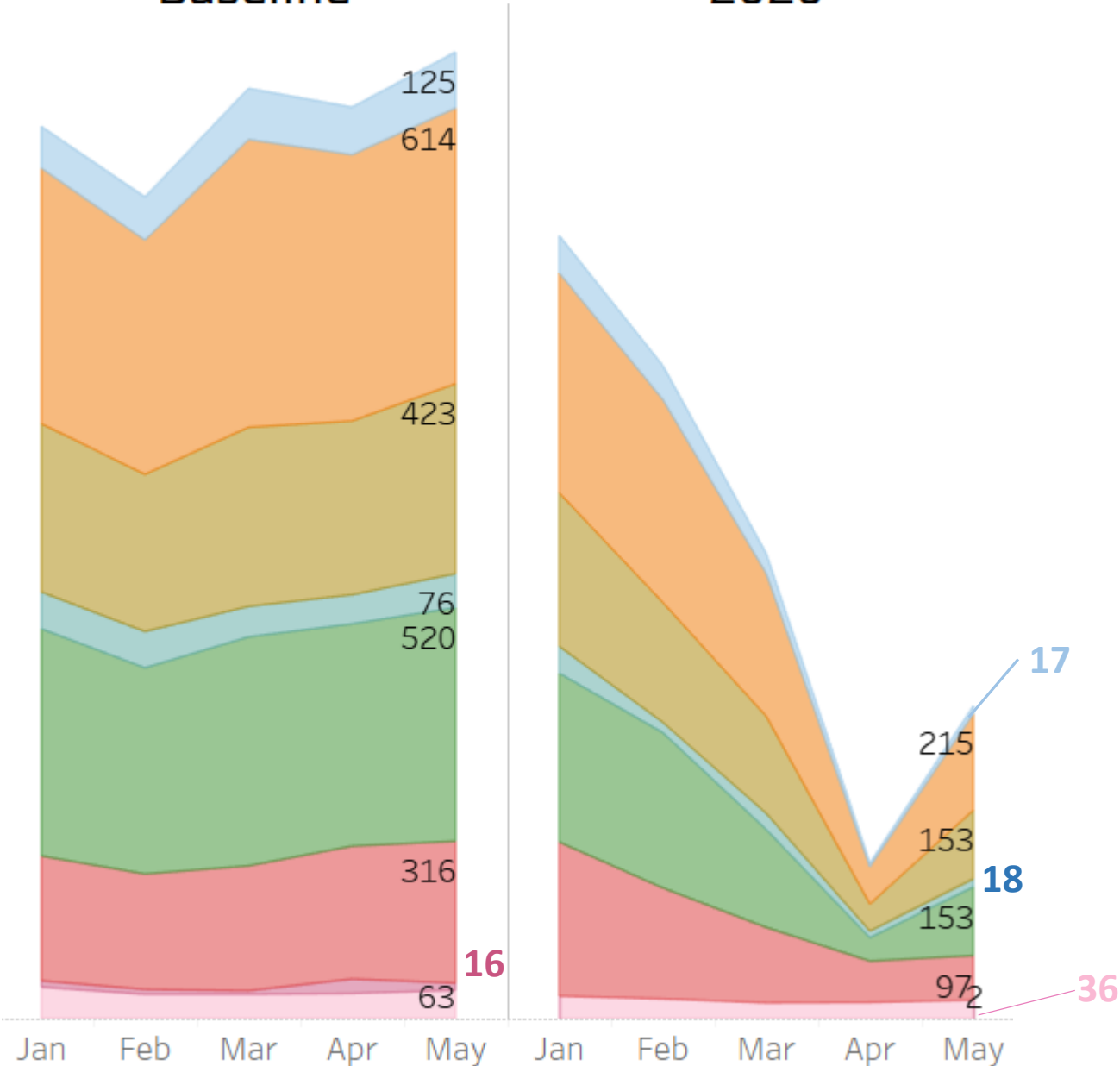
27% of probation departments **furloughed at least some staff.**

(Source: Juvenile Court Judges' Commission, April 2020 survey of 56 county juvenile probation departments).

Juvenile Delinquency: Dispositions

Baseline

2020

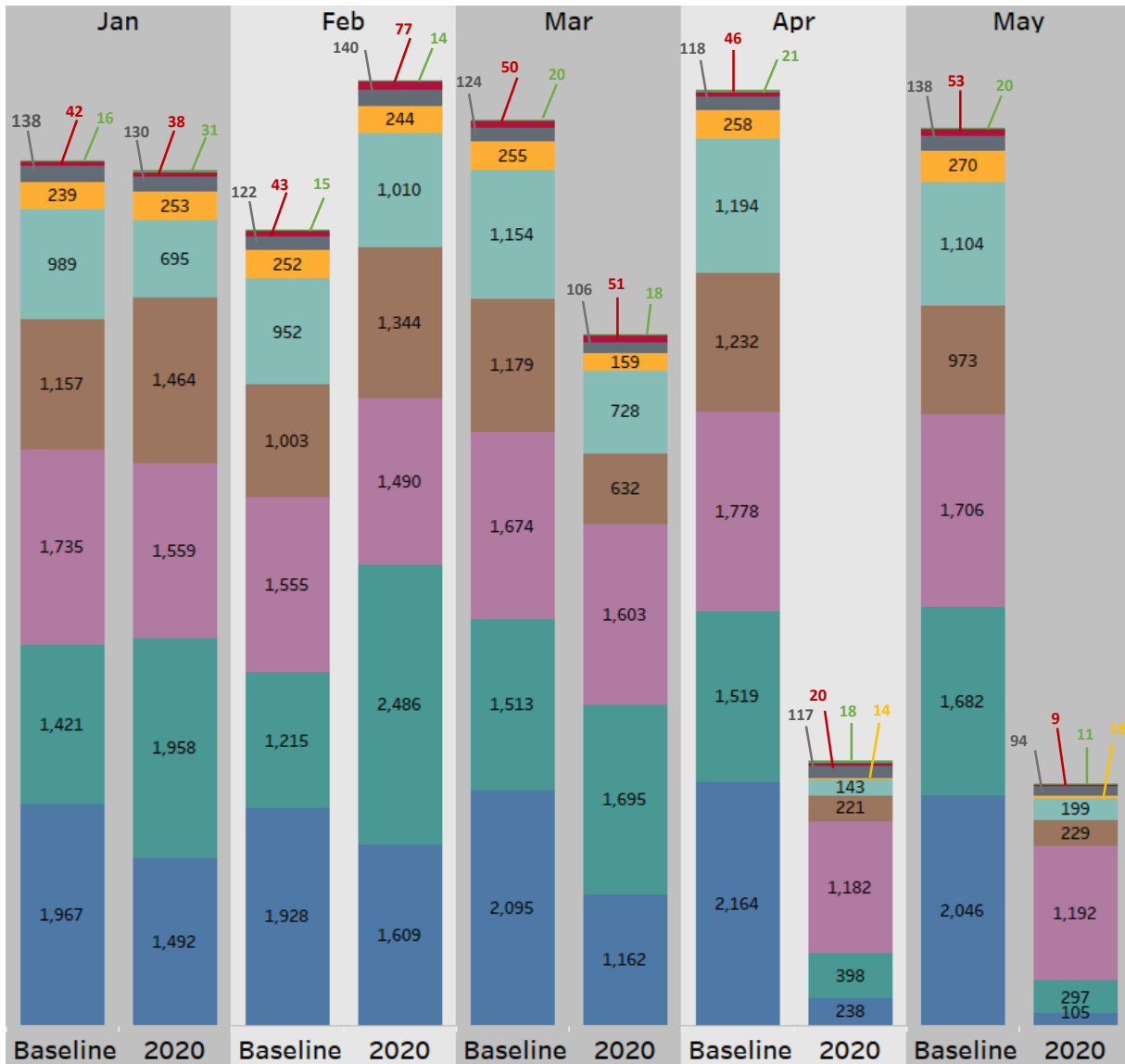


% change Baseline May to May 2020

| | |
|---|--------|
| Adjudicated Delinquent by a HEARING OFFICER | - 86 % |
| Adjudicated Delinquent by a JUDGE | -65 % |
| Consent Decree | -64 % |
| Other | -76 % |
| Dismissed/Withdrawn/Transferred | -71 % |
| Informal Adjustment | -69 % |
| Transfer to Criminal Court | -87 % |
| Warned/Counseled | -35 % |

Last updated 7/16/2020

Common Pleas Civil: Filings

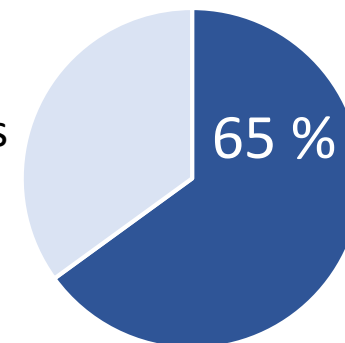


Percent change

| Case type | May base- May 20 | YTD | Missing |
|----------------------------------|---------------------|-------|---------|
| Prof Liability-Other | -45 % | 0 % | 23% |
| Mortgage Foreclosure Commercial | -83 % | -17 % | 16% |
| Medical Malpractice | -34 % | -9 % | 15% |
| Landlord Tenant | -93 % | -46 % | 21% |
| Debt Collection Other | -82 % | -49 % | 20% |
| Miscellaneous | -76% | -30 % | 9% |
| Motor Vehicle Tort | -83 % | - 8 % | 20% |
| Debt Collection Credit Card | -94 % | -55 % | 22% |
| Mortgage Foreclosure Residential | -95 % | -95 % | 20% |

The **Miscellaneous case category** includes Mandamus, Quo Warranto, Replevin, Declaratory Judgments and other civil filings not separately tracked by the Statewide Civil Cover Sheet.

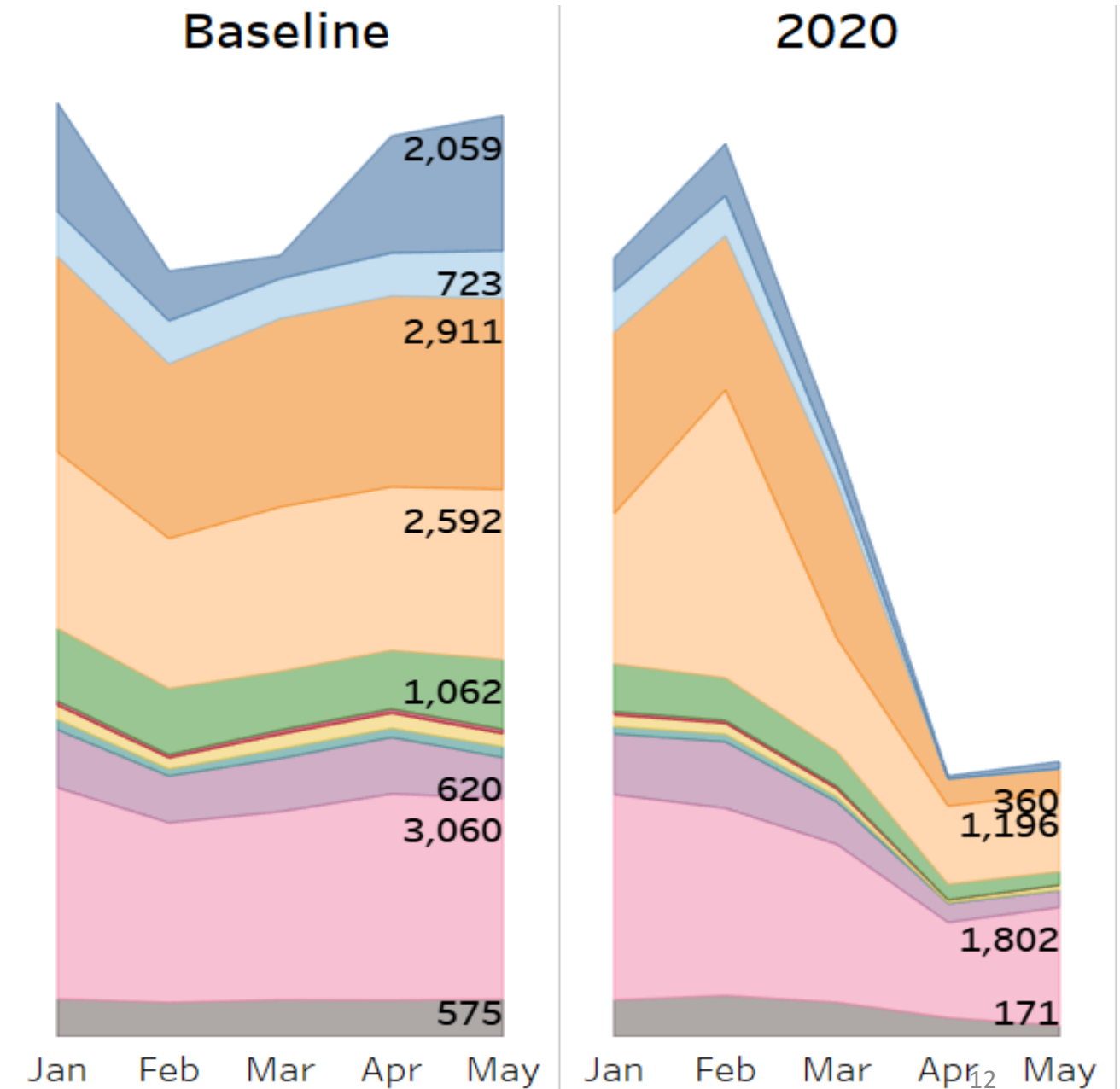
Only selected civil case types are included reflecting 65% of the state's civil inventory.



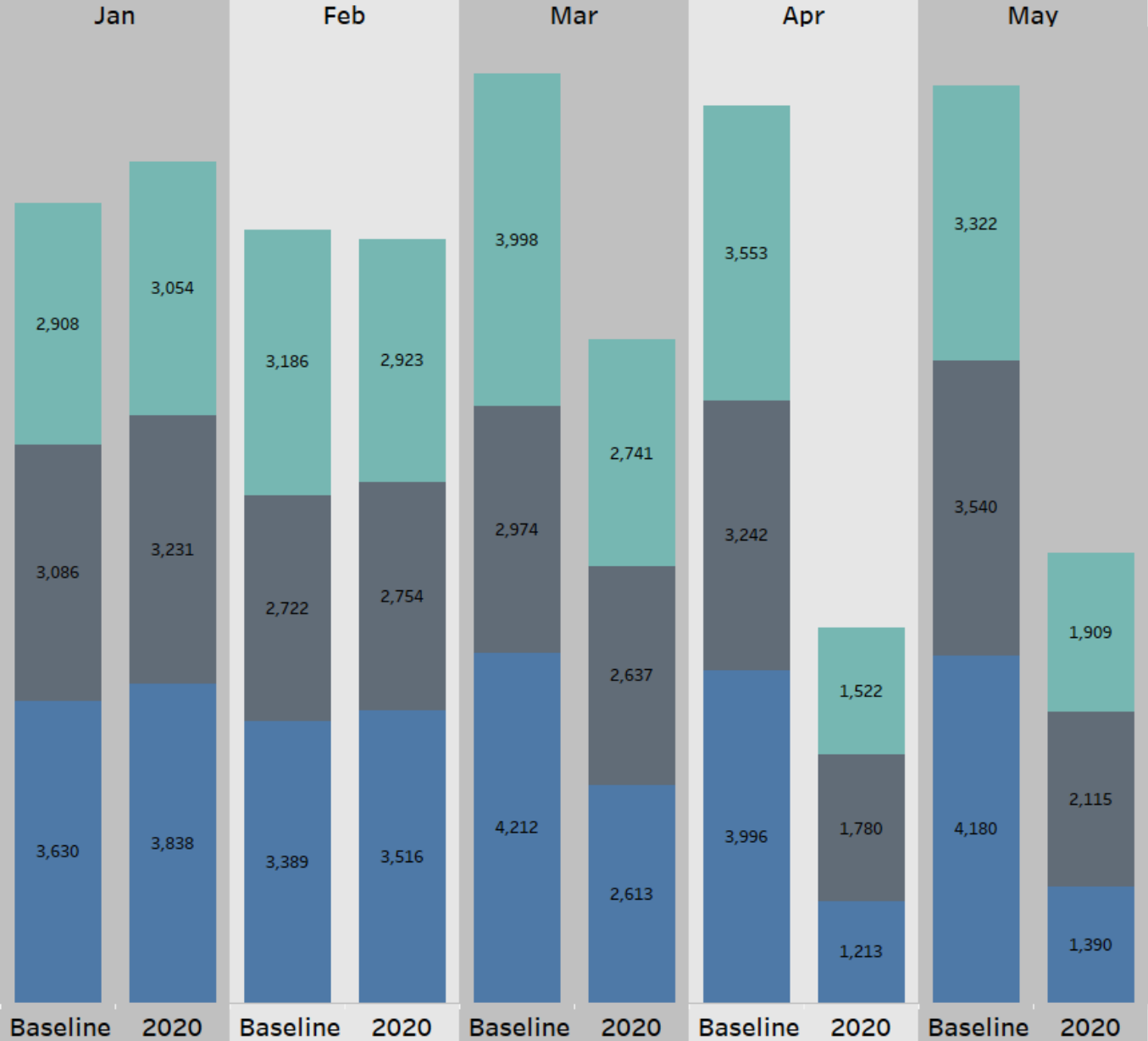
Common Pleas Civil: Dispositions

| | May 2020 total | % change from Baseline |
|------------------------|-------------------|---------------------------|
| Administrative Purge- | 108 | - 95 % |
| Arbitration Board | 12 | -98 % |
| Default Judgments | 360 | - 88 % |
| Dismissed/Discontinued | 1,196 | -54 % |
| Dispositive Motions | 206 | -81 % |
| Jury Trial | 0 | - 100 % |
| Inactive Status | 75 | -62 % |
| Non Jury Trial | 9 | -95 % |
| Other | 254 | -59 % |
| Settlements | 1,802 | -41 % |
| Transferred/Withdrawn | 171 | -70 % |

Last updated 7/16/2020



Common Pleas Family Court: Filings



Percent change

| Case type | May base- May 20 | YTD | Missing |
|-----------|---------------------|-------|---------|
| Divorce | -45 % | -30 % | 14% |
| PFA | -40 % | -24 % | 17% |
| Custody | -68 % | -37 % | 11% |

Many Prothonotaries accept filings via email, e-filing, U.S. mail, or a dedicated drop box.

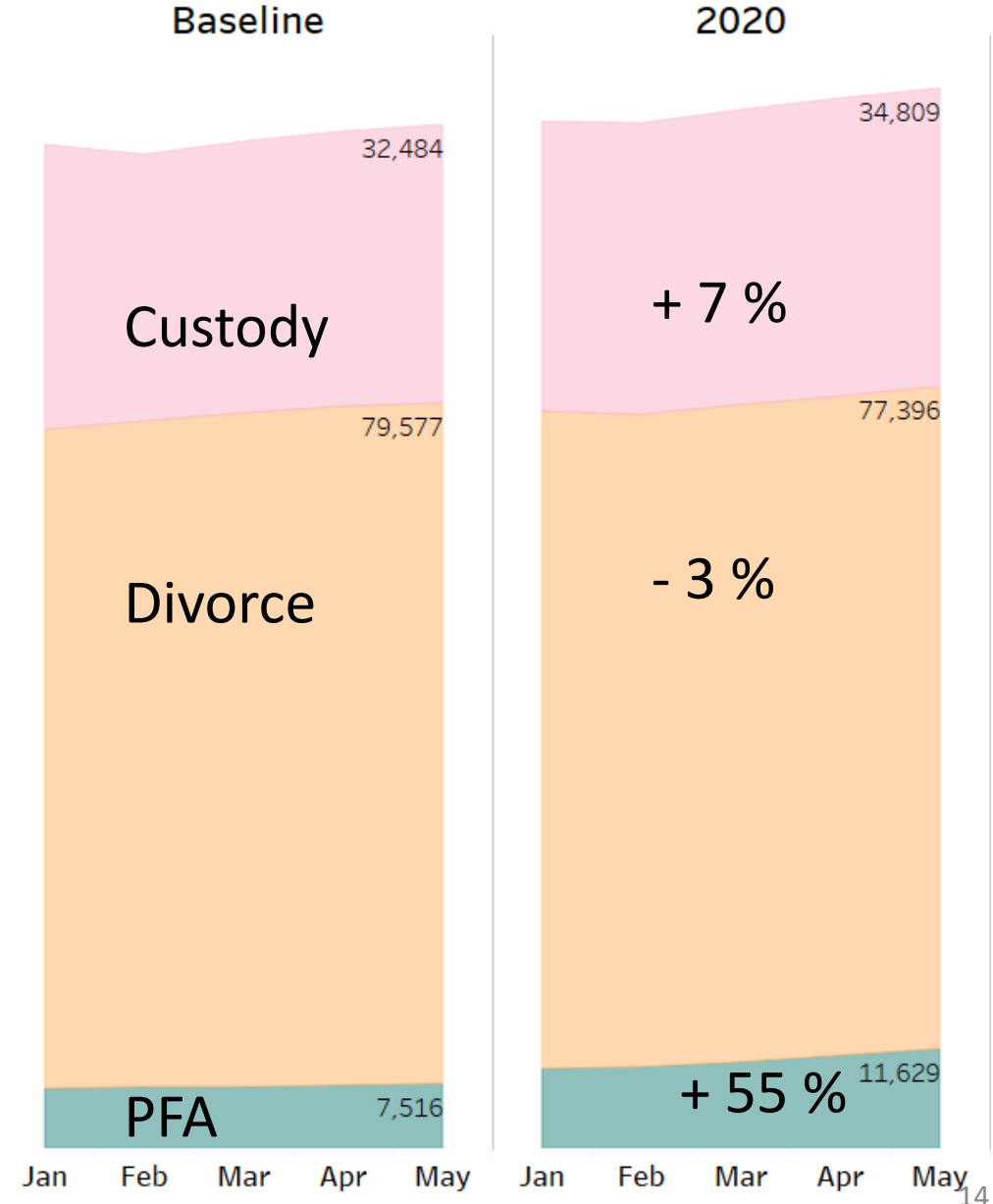
As counties report their caseload statistics to AOPC, many advise of docketing delays due to staff furloughs.

Common Pleas Family Court: Pending Inventory of Cases Awaiting Disposition

While the adjudication of pending family cases abruptly slowed in the early weeks of the judicial emergency, filings also decreased significantly.

As a result, the number of custody and divorce cases awaiting disposition are comparable to baseline figures, though the cases in the inventory are likely to be older as a result of pandemic related delays.

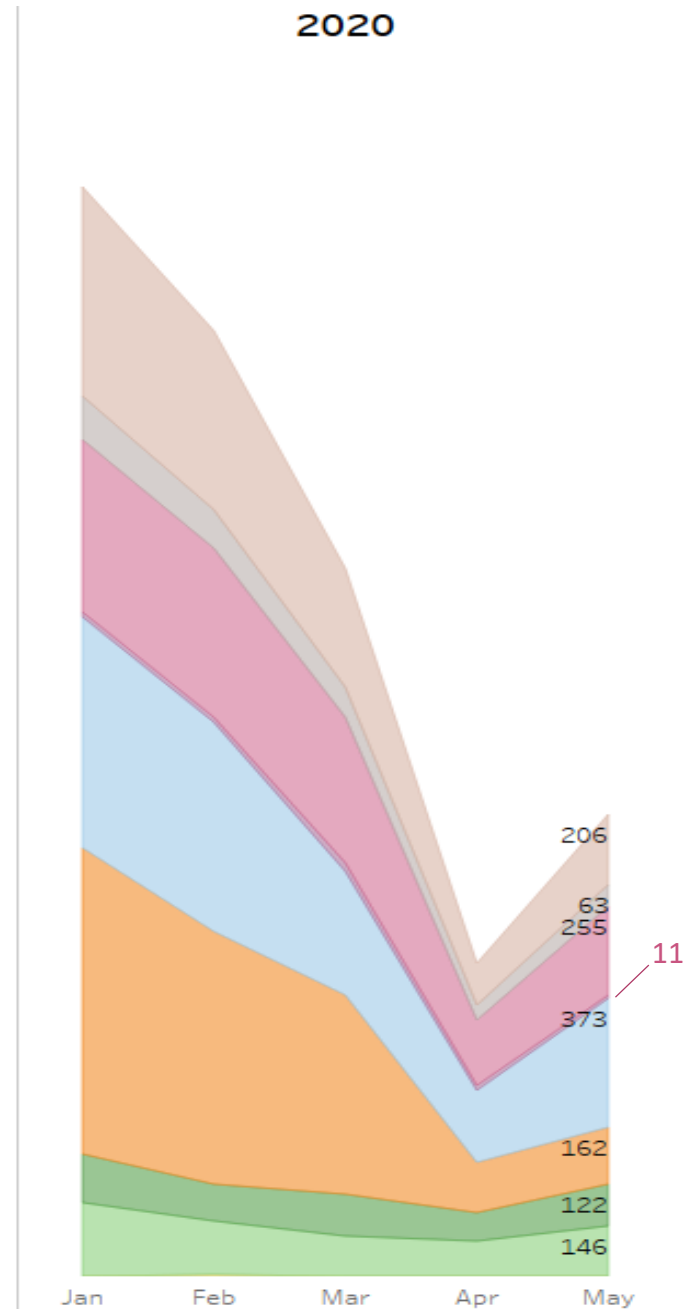
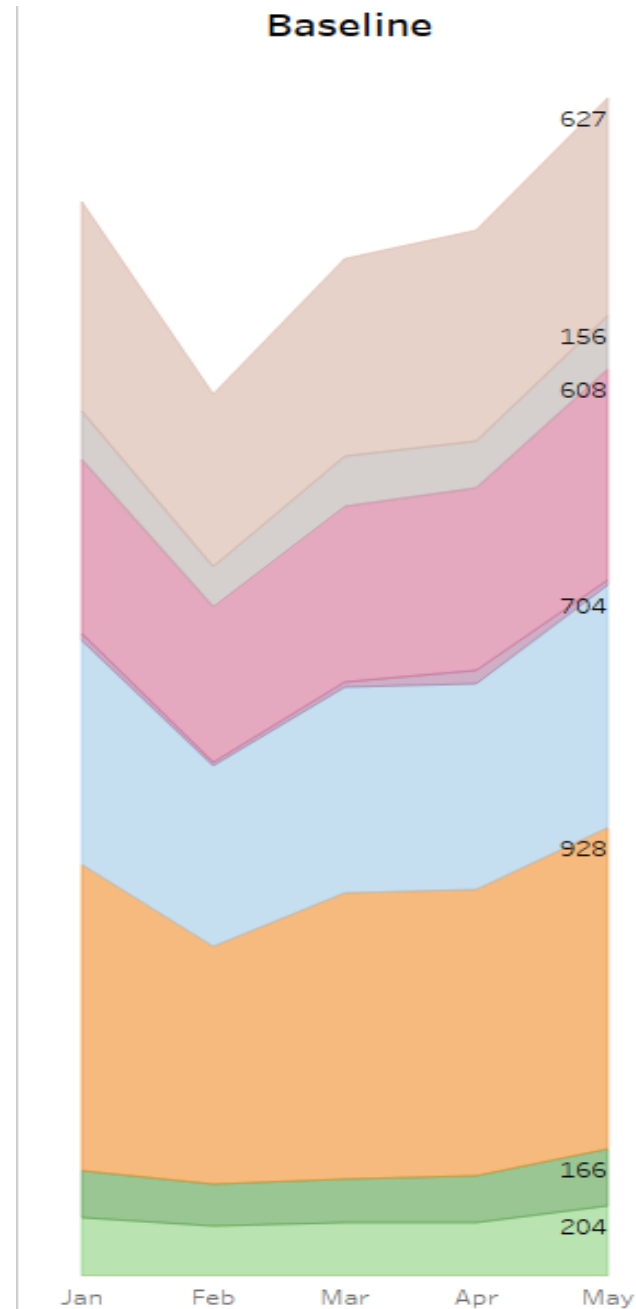
The processing of PFA cases is governed by statutory timelines, however it appears their processing has slowed given that the number of pending matters awaiting action at the end of May was 55% higher than the norm, despite 40% fewer filings.



Common Pleas PFA Case Processing

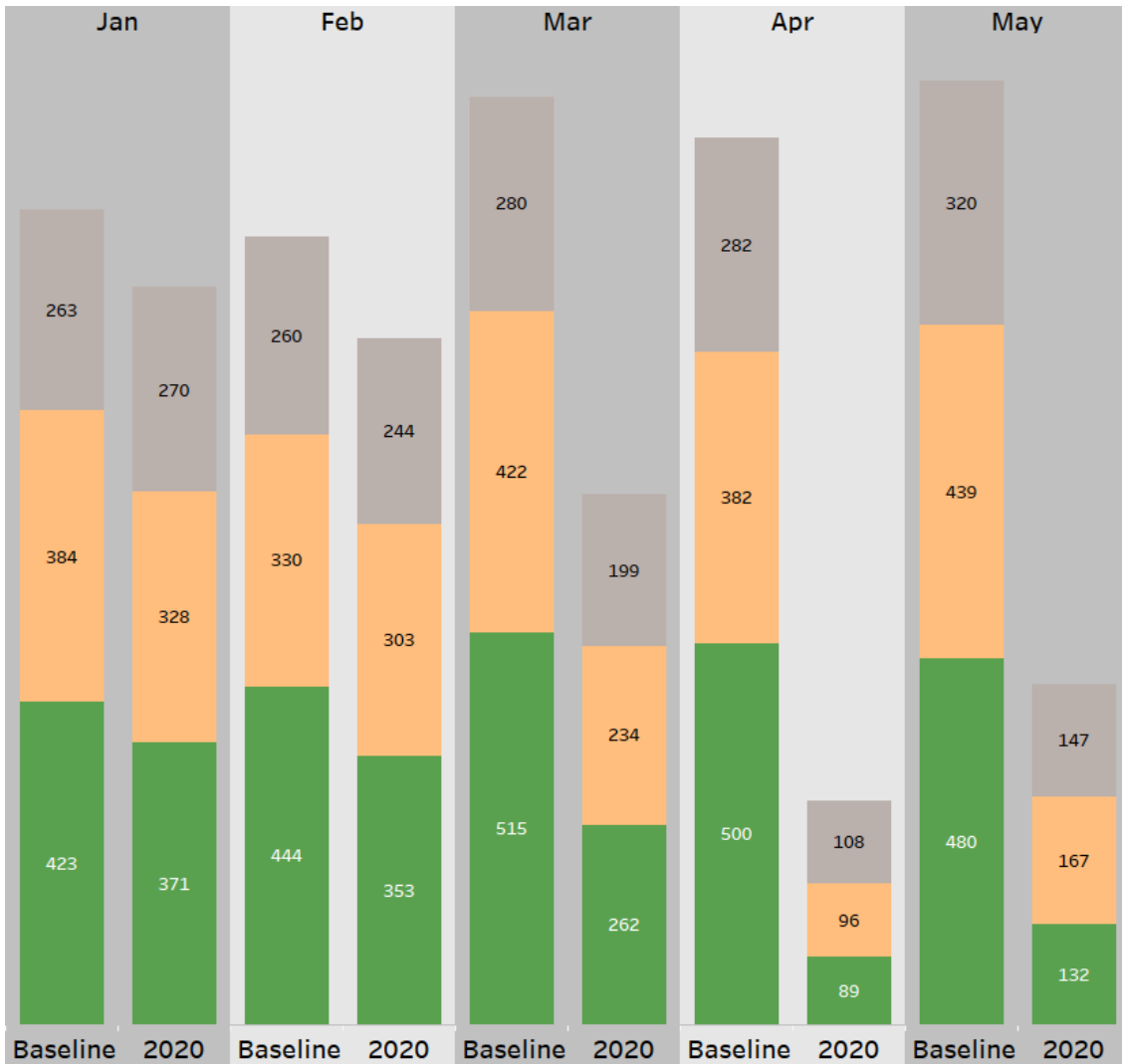
% change Baseline May to May 20

| | |
|--|-------|
| Final Order by Stipulation or Agreement | -67 % |
| Final Order DENIED after Evidentiary Hearing | -60 % |
| Final Order GRANTED after Evidentiary Hearing | -58 % |
| Other | -21 % |
| Withdrawn by Plaintiff | -47 % |
| Plaintiff Did Not Appear | -83 % |
| Temp Order DENIED After Ex Parte Hearing, no Evidentiary Hearing Scheduled | -27 % |
| Temp Order Dismissed After Evidentiary Hearing | -28 % |



Last updated 7/16/2020

Common Pleas Orphans' Court



Percent change

| Case type | May base- May 20 | YTD | Missing |
|----------------------------------|---------------------|-------|---------|
| Guardianships | -54 % | -31 % | 11% |
| Adoptions | -62 % | -42 % | 15% |
| Relinquishments/ Terminations | -73 % | -49 % | 20% |

As counties report their caseload statistics to AOPC, many advise of docketing delays due to staff furloughs

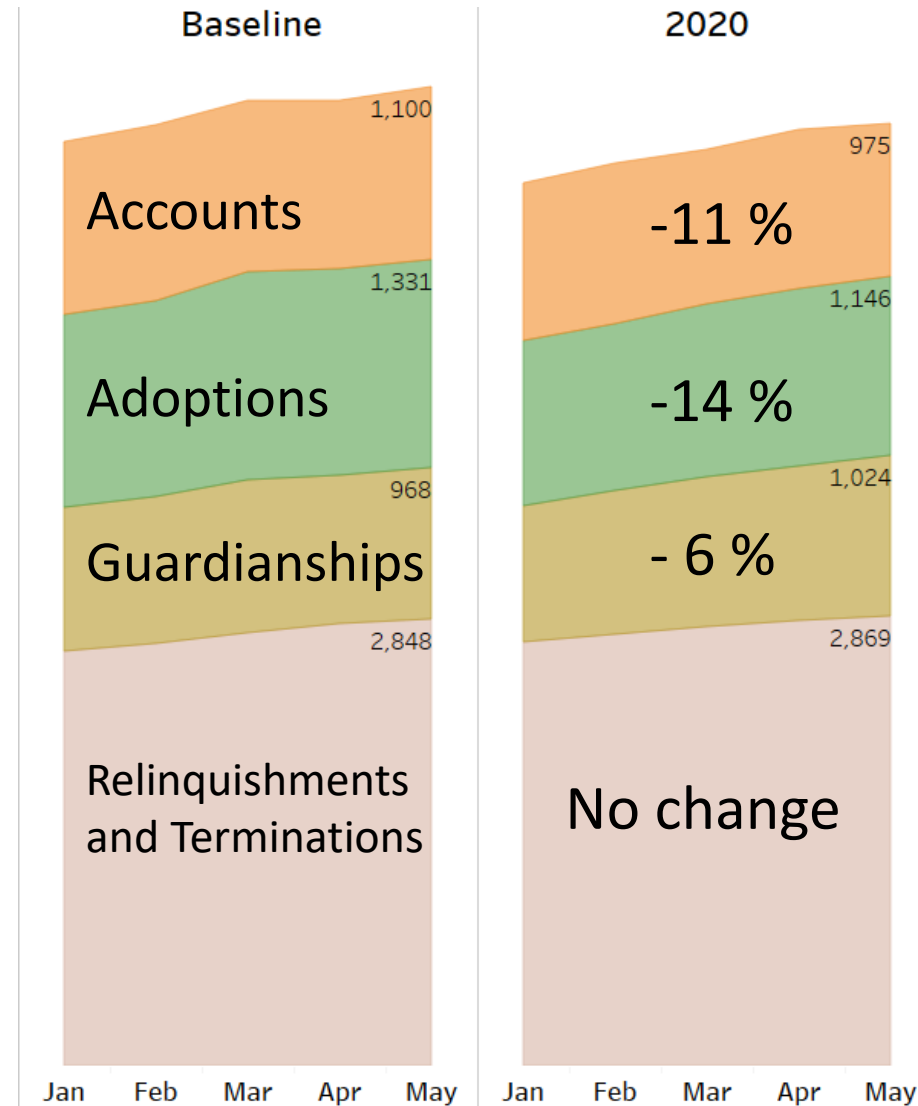
Counties also advise that county Children and Youth Services (CYS) staff furloughs may result in fewer Relinquishment/Termination filings

In many counties, Register of Wills/Clerk of Orphans' Court accept filings via email, U.S. mail, or dedicated drop box

Common Pleas Orphans' Court: Pending Inventory of Cases Awaiting Disposition

While the adjudication of pending Orphans' Court matters abruptly slowed during the early weeks of the judicial emergency, filings also decreased significantly.

As a result, the number of cases awaiting disposition are **slightly fewer than the baseline months of past years**, though the cases in the inventory are likely to be older as a result of pandemic related delays.



COMMON PLEAS CIVIL:

15 counties have yet to submit their Civil Court Report for May 2020 (as of 6/30/2020).

- These counties account for 19% of the total of Civil filings per year.
 - ✓ Of note, counties missing from the accounting above include Bucks County (accounts for 6% of the state total), Delaware County (accounts for 5% of the state total), and Erie County (accounts for 2% of the state total).

COMMON PLEAS FAMILY:

- Custody & Divorce: for May 2020, 15 counties have not yet reported data (as of 6/30/2020).
- For Custody cases, these 15 counties account for 11% of the Custody filings annually.
 - ✓ Of note, counties yet to submit include Chester County, Luzerne County and Westmoreland County, each accounting for 2% of the statewide total of Custody cases filed.
 - ✓ Of the 15 counties yet to report, 7 account for less than 1% of the total state filings annually.
- For Divorce cases, these 15 counties account for 14% of the total annual filings.
 - ✓ Of note, missing counties include Chester County (accounts for 3.4% of the state total), Cumberland County (accounts for 2.5% of the state total), and Juniata, McKean, and Westmoreland Counties, each accounting for 1.5% of the total annual filings.
- PFA: for June 2020, 13 counties have not yet reported data (as of 6/30/2020).
 - ✓ These counties account for 17% of the state total based on the three year average (baseline figure).
 - ✓ Of note, counties that have not submitted include Allegheny County (9% of the annual total), Luzerne County (4% of the annual total), and Lackawanna County (2% of the annual total) for a total of 15% of the annual PFA filings.

COMMON PLEAS ORPHANS' COURT:

- 11 counties have yet to submit data for May (as of 6/30/2020). These 11 counties account for 17% of the total annual Orphans' Court filings.
- Adoptions: the 11 counties yet to submit account for 22% of the total annual filings.
 - ✓ Of note, counties yet to submit include Luzerne & Mercer Counties, both accounting for 3% of annual filings, and Washington & Westmoreland Counties, both accounting for 2% of the annual filings.
- Relinquishments/Terminations: the 11 counties account for 20% of the total annual filings.
 - ✓ Of note, counties yet to submit include Mercer County (accounting for 6% of annual filings), Westmoreland County (accounting for 4% of annual filings) and Luzerne (accounting for 3% of the annual filings).
- Guardianship: the 11 counties account for 11% of the total annual filings.
 - ✓ Of note, counties yet to submit include Luzerne & Westmoreland Counties, both accounting for 3% of the annual filings, and Mercer County (accounting for 2% of the total annual filings).